


# Glycol Chiller ChillPro 1150V

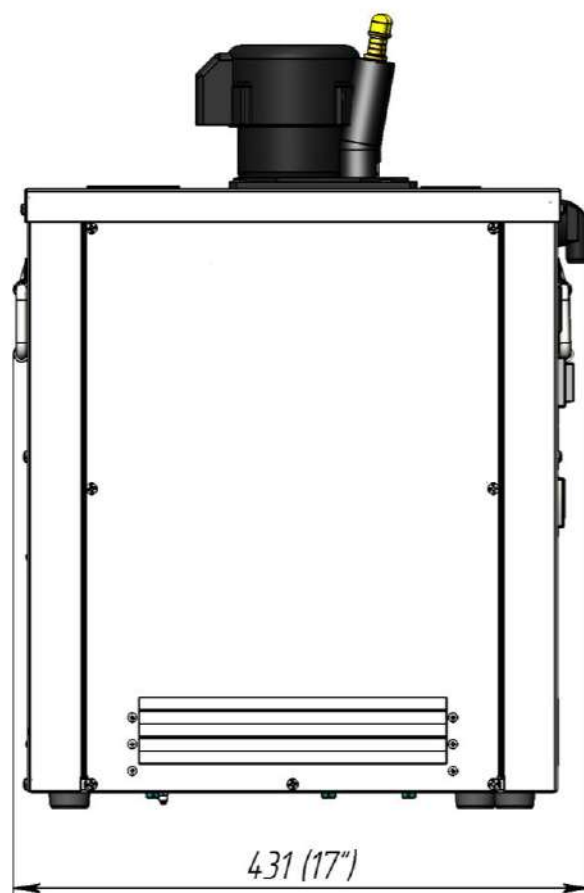
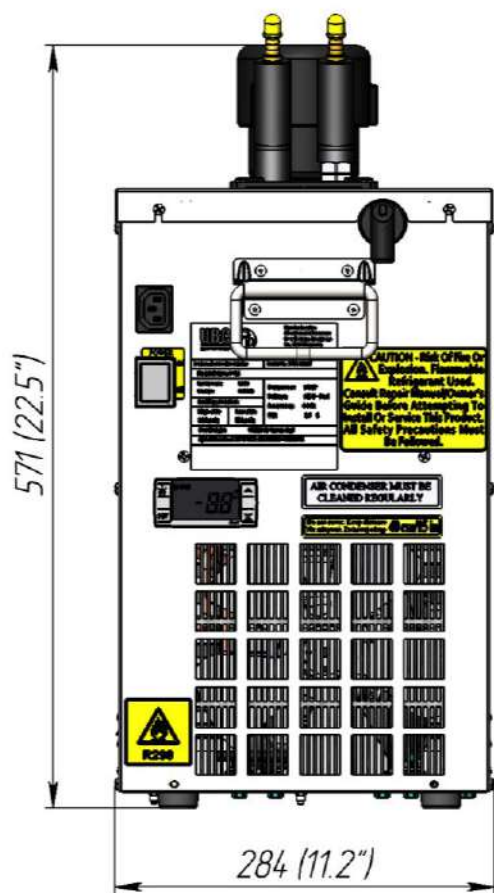
## Specifications



Internal number	179.00.000.00-XX
Part number	CP1150V
Maximum distance, ft	up to 25
Capacity, BTU/h, evap 20 °F	1150
Glycol tank capacity, gal	2
Compressor power, hp	1/6
Dedicated circuit, amp	15
Plug type (NEMA #)	5-15P 
Voltage, V / frequency, Hz	115 / 60
Pump type	Vertical
Pump, GPH	135
Number of pre-installed pumps	1
Number of additional pumps	n/a
Refrigerant	R290
Width, in	11.2
Depth, in	17
Height, in	22.5
Weight gross/net, lbs	55 / 47
Power cord length, ft	6
Inlet/Outlet barb, in	3/8
Operating ambient temperature, °F	60-90
Clearance at least	12" around the entire unit
Glycol mixture, vol%	40 % glycol and 60% water

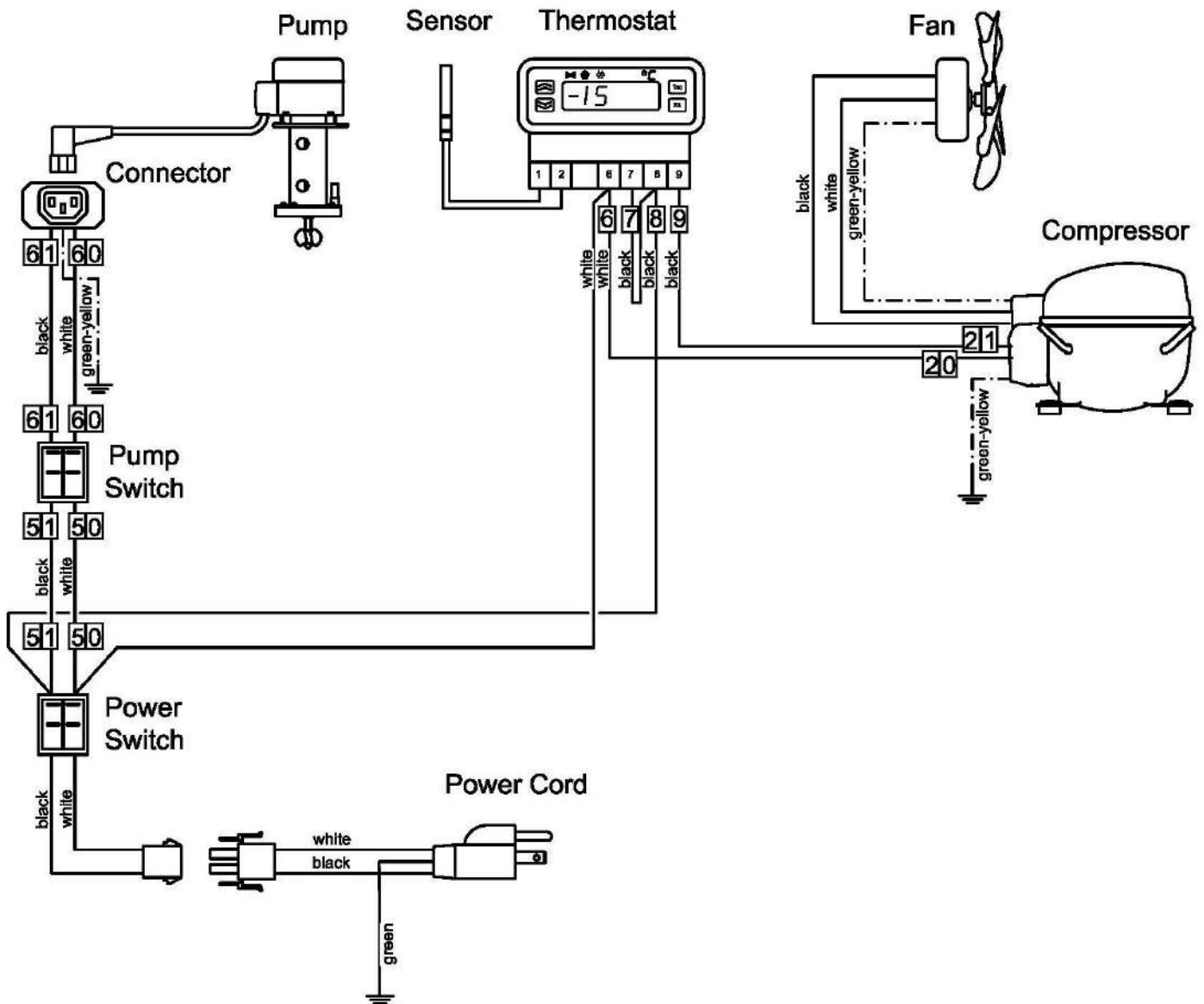
# Glycol Chiller ChillPro 1150V

## Overall dimensions



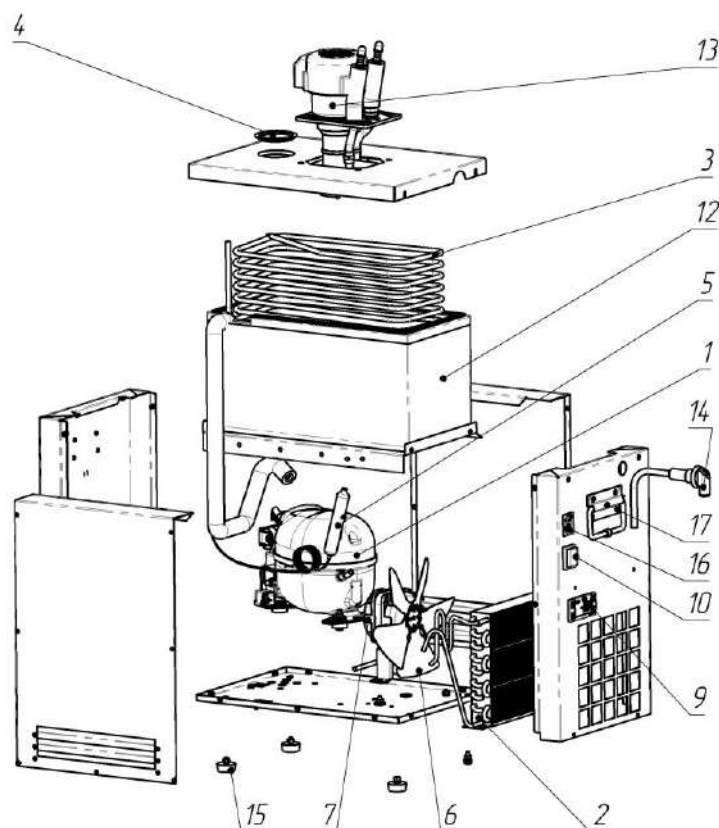
# Glycol Chiller ChillPro 1150V

## Wiring diagram



# Glycol Chiller ChillPro 1150V

## Parts



1	Compressor "EMBRACO" EMI 50UER (115-127 V/60Hz) or "CUBIGEL" NBC30NR (115V, 60Hz) or "SECOP" DLE4CN (115-127V/60Hz)
2	Air condenser "KARYER" STFT 12118
3	Evaporator
4	Cap
5	Filter-drier "DE.NA" GR-15 d6.1xd6.1xd2.1
6	Impeller "ELCO" Ø172 mm., $\alpha=28^\circ$
7	Electric motor or "ELCO" NU 4-13-2/236 115 V, 60/50 Hz or "WGMOTORS" YZF6-13-26 (6W) (120V-60Hz) or "EBM" iQC3612-010415/A01 (100-240V 50/60 Hz)
8	Protective casing
9	Thermostat "DIXELL" XR02CX-4N0F1 (115 V/ 60Hz)
10	Power switch "ARCOLECTRIC" C6053ALBR (Red)
12	Glycol bath
13	Glycol pump "FLOJET" SPC 17/4, (115V/60Hz)
14	Overflow
15	Foot
16	Connector R302SN 250V 10A
17	Capillary tube 2.0x0.8 mm (variable length)